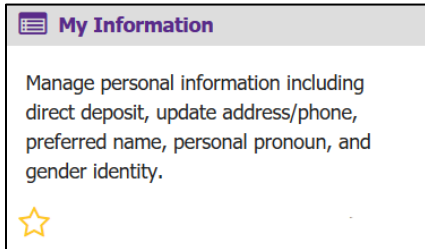
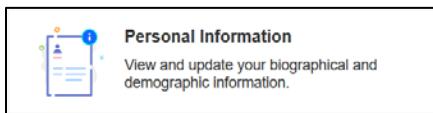


How do I remove my personal pronoun or gender identification?

1. Log into Pirate Port using your Pirate ID and Passphrase.
2. Click on the My Information card.




3. Click on the Personal Information button.



4. Click on the Edit icon in the upper right-hand corner of the Personal Details section.



5. Click on the Personal Pronoun field or Gender Identification field you wish to remove.



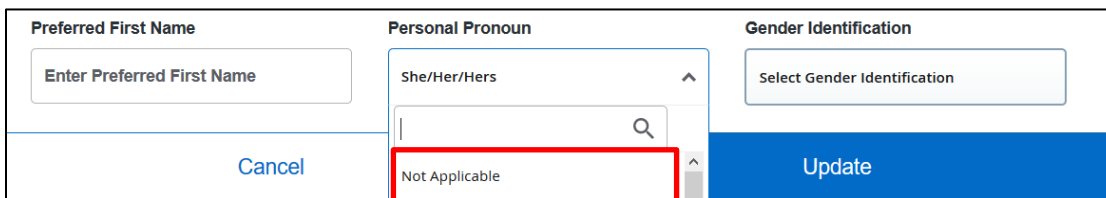
Preferred First Name:

Personal Pronoun:

Gender Identification:

Cancel Update

6. Click on your Personal Pronoun or Gender Identification which you wish to remove. From the pop-up menu, select Not Applicable.



Preferred First Name:

Personal Pronoun: ^

Gender Identification:

Cancel Update

Not Applicable

7. Click Update to save.



Cancel Update